



PHOTOELECTRIC DETECTORS

NR40TX Outdoor 120 ft. (40 m) Indoor 240 ft. (80 m)

NR80TX Outdoor 240 ft. (80 m) Indoor 480 ft. (160 m)

ATSUMI Advanced Security Technology *For Our Future*



NR80TX

NR40TX

Powerful and Reliable Twin Beam Detector

Proven twin beam technologies provide excellent detection and virtually eliminate false alarms from insects and falling leaves.

Easy Alignment

LED indicator enables quick and accurate beam alignment.

PHOTOELECTRIC DETECTORS NR40TX NR80TX

Features

Powerful and reliable twin beam detector

Easy alignment with LED indication

Superior Value/Cost

AND Mode: Alarms when both beams are interrupted

Range:NR40TX Outdoor 120ft.(40m) Indoor 240ft.(80m)

NR80TX Outdoor 240ft.(80m) Indoor 480ft.(160m)

Adjustable beam interruption period (50msec-500msec)

Wide angle adjustment for alignment:180 degrees horizontally, 10 degrees vertically

Tamper: N.C., opens when the cover is removed.

ALC (Automatic Level Control): Controls the effects of reflected beams and other detector's beams

Black poly-carbonate cover: High intensity and conceals alarm direction

Optional accessories available

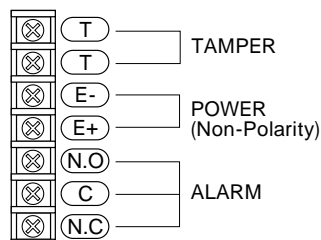
Specifications

Description	PHOTOELECTRIC DETECTOR	
Model	NR40TX	NR80TX
Power input	10 28VDC(non-polarity)	
Current draw	Transmitter 12mA(Max.), Receiver 42mA(Max.)	
Operating Temperature & Humidity	-13 +131 (-25 +55), RH35 95%	
Storage Temperature & Humidity	-13 +140 (-25 +60), RH35 95%	
Range	Outdoor 120ft.(40m) Indoor 240ft.(80m)	Outdoor 240ft.(80m) Indoor 480ft.(160m)
Detection method	Pulsed Infrared Beams	
LED indication	Power LED : Red LED (Transmitter) Alarm LED : Red LED (Receiver) Beam Alignment LED : 3 Orange LEDs (Receiver)	
Alarm output	Form 1c Off delay time 3 ± 1sec., Open when power off(1a/1b used) 30VDC, 0.1A(Resistor load) 6.0 ± 1.0	
Tamper output	Form 1b When the cover is removed 30VDC, 0.1A (Resistor load) 0.5 ± 0.5	
Interruption period	50 500msec.(Variable)	
Optical module	Adjustable ± 90 ° horizontally, ± 5 ° vertically	
Mounting	Outdoor/Indoor (Wall/Pole mount)	
Weight	Transmitter 430g,Receiver 430g	

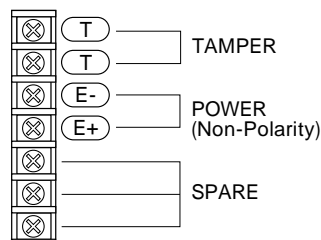
Specifications are subject to change without prior notice.

Terminals

RECEIVER

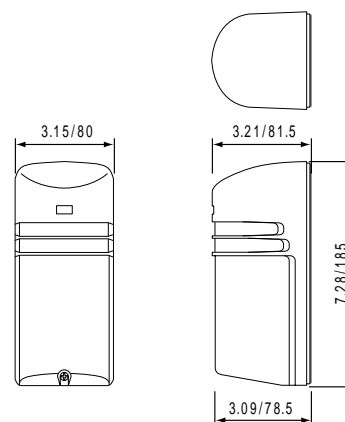


TRANSMITTER



Dimensions

inch/mm



Optional Accessories

BP-1

Metal Pole (2pcs.)
H:3' 1"(950mm),
D:1 3/4"(43mm)

BP-2

Metal Pole (2pcs.)
H:3'11"(1200mm),
D:1 3/4"(43mm)

BP-3

Wall Mount Pole (2pcs.)
H:16 9/16"(420mm),
D:1 3/4"(43mm)



ATSUMI ELECTRIC CO., LTD.

4-2-2 Shin-Miyakoda, Hamamatsu, Shizuoka 431-2103 Japan

Phone:+81-53-428-4116 Fax:+81-53-428-4119

Website: <http://www.atsumielectric.com>